

# The State of Wyoming's Babies G

Where children are born can affect their chances for a strong start in life. Babies need good health, strong families, and positive early learning experiences to foster their healthy brain development and help them realize their full potential.

This state profile provides a snapshot of how infants, toddlers, and their families are faring in each of these three policy domains. Within each domain, view data for selected child, family, and policy indicators compared to national averages. The profile begins with a demographic description of the state's babies and families to offer the broadest context for exploring what may be very different experiences of the state's youngest children.

## Demographics

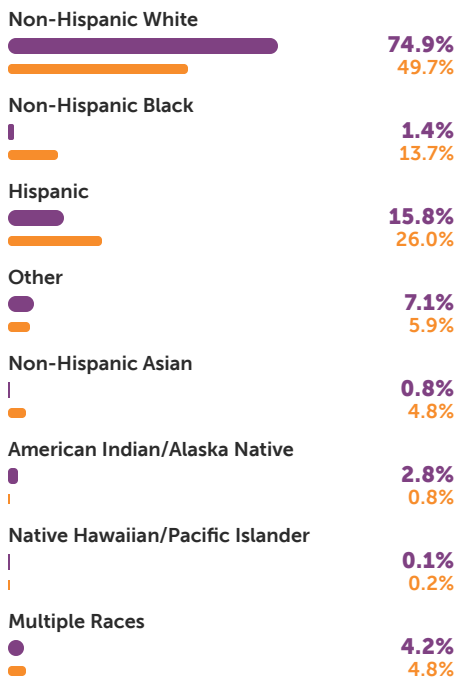
● Wyoming ● National Average

### Infants and toddlers in Wyoming

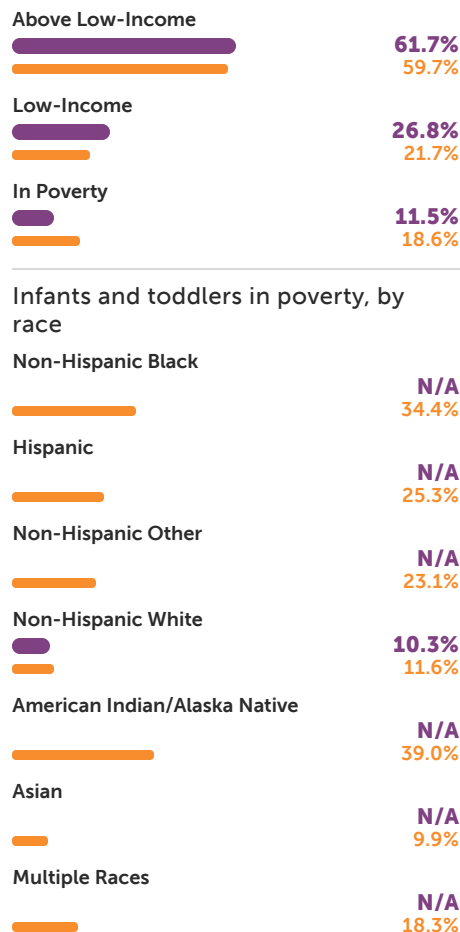
Wyoming is home to 20,349 babies, representing 3.5 percent of the state's population. As many as 38.3 percent live in households with incomes less than twice the federal poverty line (in 2019, about \$51,500 a year for a family of four), placing them at

economic disadvantage. The state's youngest children are diverse and are raised in a variety of family contexts and household structures.

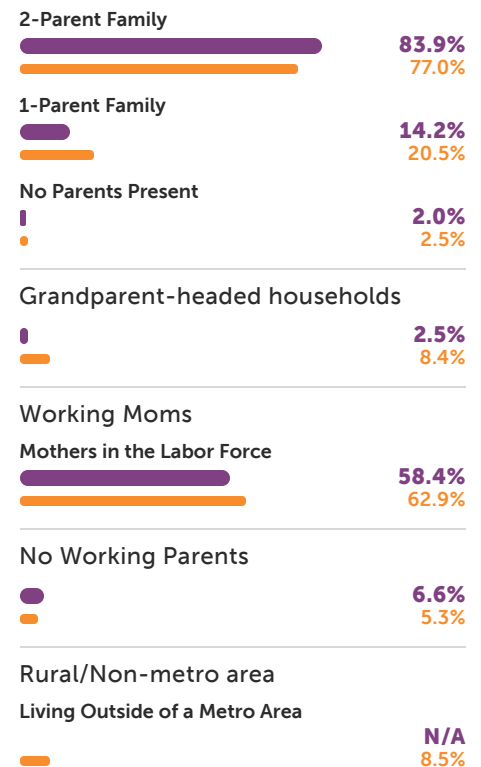
#### Race/ethnicity of infants and toddlers



#### Poverty status of infants and toddlers



#### Family structure



Note: N/A indicates Not Available

## How are Wyoming's babies faring in Good Health?

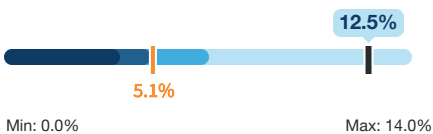
Supporting babies' and mothers' physical and mental health provides the foundation for infants' lifelong physical, cognitive, emotional, and social well-being. Babies' brains grow rapidly in the first years of life, and, in these early years, the brain works with other organs and organ systems to set the stage for subsequent development and health outcomes. Equitable access to good nutrition during the prenatal period and first years of life is key to ensure that babies receive the nourishment and care they need for a strong start in life. Strengthening equitable access to integrated, affordable maternal, pediatric, and family health care is also essential to meeting babies' and families' health and developmental needs.

Wyoming falls in the Getting Started (G) tier for the Good Health domain. A state's ranking is based on indicators of maternal and child health, including health care coverage, prenatal care, birth outcomes, and receipt of recommended preventive care as well as food security, nutrition, and mental health. Wyoming performs better than national averages on key indicators, such as the percentages of babies breastfed at 6 months and babies receiving preventive dental care. The state is performing worse than national averages on indicators such as the percentages of uninsured babies in families with low income and babies experiencing food insecurity.

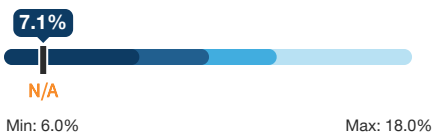
## Key Indicators of Good Health

● Wyoming ● National Avg

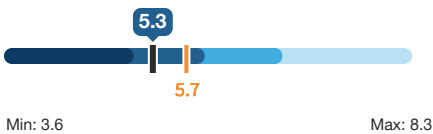
### Uninsured low-income infants/toddlers



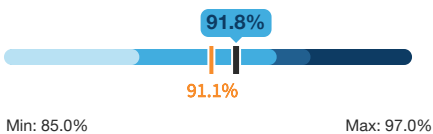
### High weight-for-length†



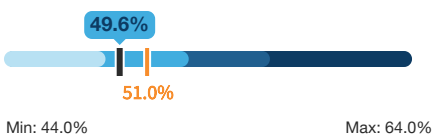
### Infant mortality rate (deaths per 1,000 live births)



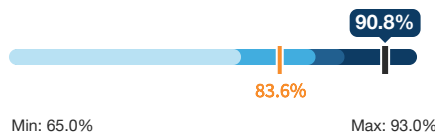
### Preventative medical care received



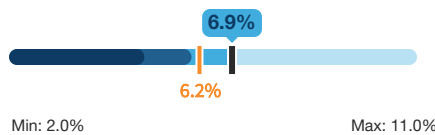
### Medical home†



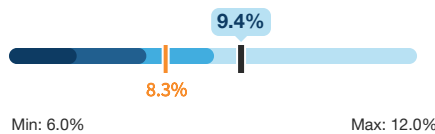
### Ever breastfed



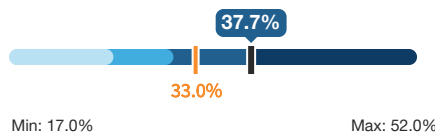
### Late or no prenatal care received



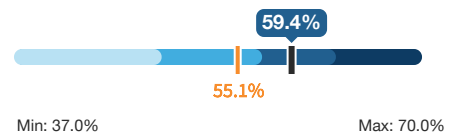
### Babies with low birthweight



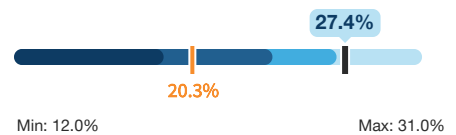
### Preventative dental care received



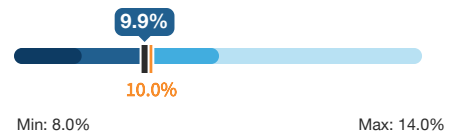
### Infants breastfed at 6 months



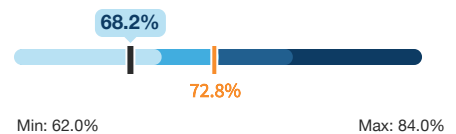
### Mothers reporting less than optimal mental health



### Preterm births†



### Received recommended vaccines



## Good Health Policy in Wyoming

Medicaid expansion state	_____	No <b>✗</b>
State Medicaid policy for maternal depression screening in well-child visits	_____	Recommended
Medicaid plan covers social-emotional screening for young children	_____	No <b>✗</b>
Medicaid plan covers IECMH services at home	_____	Yes <b>✓</b>
Medicaid plan covers IECMH services at pediatric/family medicine practices	_____	Yes <b>✓</b>
Medicaid plan covers IECMH services in early childhood education settings	_____	Yes <b>✓</b>
Pregnant workers protection <sup>†</sup>	_____	No protections
Postpartum extension of Medicaid coverage <sup>†</sup>	_____	No law beyond mandatory 60 days

<sup>†</sup>This indicator is not factored into the GROW tier rankings.  
 Note: N/A indicates Not Applicable

## All Good Health Indicators for Wyoming

● State Indicator      ● National Avg

<b>G</b> Eligibility limit (% FPL) for pregnant women in Medicaid	<b>159</b> 200	<b>G</b> Uninsured low-income infants/toddlers	<b>12.5%</b> 5.1%
<b>G</b> Low or very low food security	<b>27.2%</b> 13.7%	<b>W</b> Infants ever breastfed	<b>90.8%</b> 83.6%
<b>O</b> Infants breastfed at 6 months	<b>59.4%</b> 55.1%	<b>G</b> WIC coverage <sup>†</sup>	<b>68.4%</b> 79.3%
<b>W</b> High weight-for-length <sup>†</sup>	<b>7.1%</b> N/A	<b>G</b> Late or no prenatal care received	<b>6.9%</b> 6.2%
<b>G</b> Mothers reporting less than optimal mental health	<b>27.4%</b> 20.3%	<b>O</b> Infant mortality rate (deaths per 1,000 live births) <sup>†</sup>	<b>5.3</b> 5.7
<b>G</b> Babies with low birthweight	<b>9.4%</b> 8.3%	<b>R</b> Preterm births <sup>†</sup>	<b>9.9%</b> 10.0%
<b>R</b> Preventive medical care received	<b>91.8%</b> 91.1%	<b>O</b> Preventive dental care received	<b>37.7%</b> 33.0%
<b>G</b> Received recommended vaccines	<b>68.2%</b> 72.8%	<b>R</b> Medical home <sup>†</sup>	<b>49.6%</b> 51.0%
Maternal mortality	<b>N/A</b> 17.4		

<sup>†</sup>This indicator is not factored into the GROW tier rankings.  
 Note: N/A indicates Not Available.

## How are Wyoming's babies faring in Strong Families?

Young children develop in the context of their families, where stability, safety, and supportive relationships nurture their growth. All families may benefit from parenting supports, but children and families of color face numerous challenges as a result of racism that impact their everyday life, which are exacerbated even more for children and families living in households with low income. Many policies can be designed to address these disparities by race, ethnicity, and income, including the provision of safe and stable housing, home visiting services, family-friendly employer policies, economic support for families with low income, and tax credits that benefit families with young children.

Wyoming falls in the Reaching Forward (R) tier of states when it comes to indicators of Strong Families. The state's ranking in this domain reflects indicators on which it is performing better than the national average, such as the percentages of babies living in crowded housing and parents who report being resilient. Wyoming is doing worse than the national average on indicators such as the percentages of babies who have had "two or more" adverse childhood experiences and babies experiencing housing insecurity (moved 3 or more times).

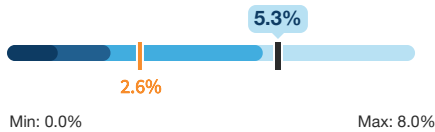
## Key Indicators of Strong Families

● Wyoming ● National Avg

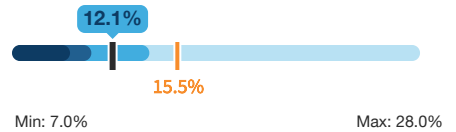
TANF benefits receipt among families in poverty



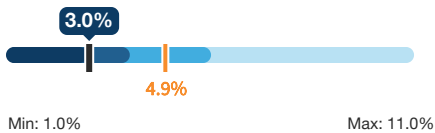
Housing instability



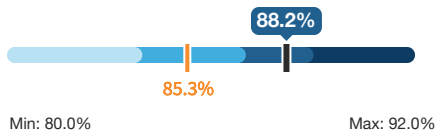
Crowded housing



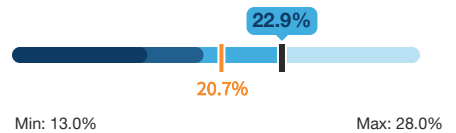
Unsafe neighborhoods



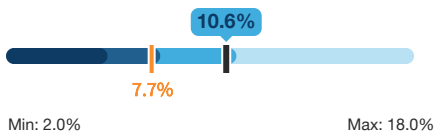
Family resilience



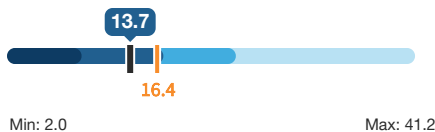
1 adverse childhood experience



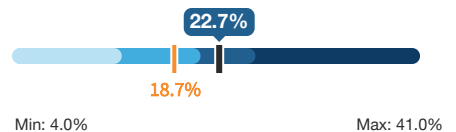
2+ adverse childhood experiences



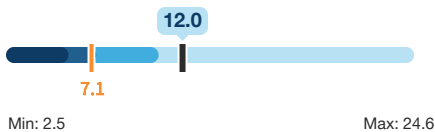
Infant/toddler maltreatment rate<sup>†</sup>



Time in out-of-home placement<sup>†</sup>



Removed from home (per 1,000 infants/toddlers)<sup>†</sup>



# Strong Families

## Strong Families Policy in Wyoming

Paid family leave	_____	No <b>X</b>
Paid sick time that covers care for child	_____	No <b>X</b>
TANF Work Exemption†	_____	No <b>X</b>
State Child Tax Credit†	_____	No <b>X</b>
State Earned Income Tax Credit (EITC)†	_____	No <b>X</b>

†This indicator is not factored into the GROW tier rankings.

Note: N/A indicates Not Applicable

## All Strong Families Indicators for Wyoming

● State Indicator

● National Avg

<b>G</b> TANF benefits receipt among families in poverty	<b>4.0%</b> 21.7%	<b>G</b> Housing instability	<b>5.3%</b> 2.6%
<b>R</b> Crowded housing	<b>12.1%</b> 15.5%	<b>O</b> Unsafe neighborhoods	<b>3.0%</b> 4.9%
<b>O</b> Family resilience	<b>88.2%</b> 85.3%	<b>G</b> One adverse childhood experience	<b>22.9%</b> 20.7%
<b>G</b> Two or more adverse childhood experiences	<b>10.6%</b> 7.7%	Infant/toddler maltreatment rate†	<b>13.7</b> 16.4
<b>O</b> Out of home placements†	<b>22.7%</b> 18.7%	Permanency Achieved: Reunified†	<b>67.0%</b> 48.1%
<b>O</b> Potential home visiting beneficiaries served	<b>2.5%</b> 2.0%	Permanency Achieved: Relative†	<b>N/A</b> 7.8%
Infants/toddlers exiting foster care to permanency†	<b>97.9%</b> 98.8%	Permanency Achieved: Guardian†	<b>15.2%</b> 8.3%
Removed from home†	<b>12</b> 7.1	Permanency Achieved: Adoption†	<b>11.0%</b> 34.6%

†This indicator is not factored into the GROW tier rankings.

Note: N/A indicates Not Available.

# Positive Early Learning Experiences

## How are Wyoming's babies faring in Positive Early Learning Experiences?

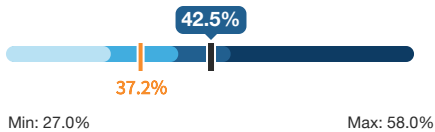
Infants and toddlers learn through interactions with the significant adults in their lives and active exploration of enriching environments. The quality of infant and toddlers' early learning experiences at home and in other care settings can impact their cognitive and social-emotional development, as well as early literacy. High-quality early childhood care can strengthen parents' interactions with their children in the home learning environment and support parents' ability to go to work or attend school. Equitable access to high-quality care across factors like race, ethnicity, and income ensures all infants and toddlers have the opportunity for optimal development; however, disparities in access to high-quality care remain across many states and communities in the United States.

Wyoming scores in the Reaching Forward (R) tier for Positive Early Learning Experiences. The state's ranking in this domain reflects indicators on which it is performing better than the national average, such as the higher percentage of infants and toddlers below 100 percent of the federal poverty line with access to Early Head Start. Wyoming is doing worse than the national average on indicators such as the lower percentage of infants and toddlers who received a developmental screening. Infant care costs as a percentage of the state's median income for single and married parents also contribute to the ranking.

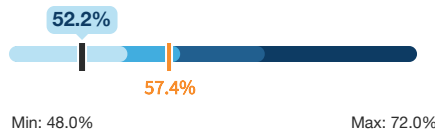
## Key Indicators of Positive Early Learning Experiences

● Wyoming ● National Avg

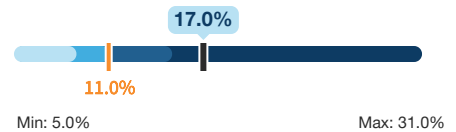
Parent reads to baby every day




Parent sings to baby every day



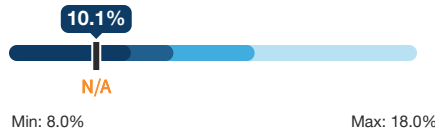
Percentage of income-eligible infants/toddlers with Early Head Start access



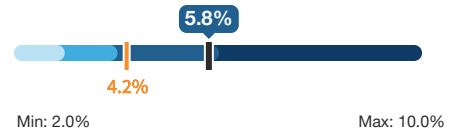
Cost of care, as % of income single parents



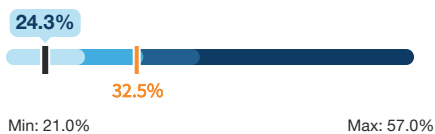
Cost of care, as % of income married families



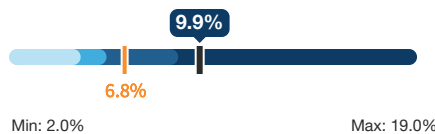
Low/moderate income infants/toddlers in CCDF funded-care



Developmental screening received



Percentage of infants/toddlers receiving IDEA Part C services



# Positive Early Learning Experiences



## Positive Early Learning Experiences Policy in Wyoming

Infant eligibility level for child care subsidy above 200% of FPL	Yes	✓
Allocated CCDBG funds†	Yes	✓
Group size requirements meet or exceed EHS standards†	2 of 3 age groups	
Adult/child ratio requirements meet or exceed EHS standards†	2 of 3 age groups	
Level of teacher qualification required by the state†	No credential beyond a high school diploma	
Infant/toddler credential adopted†	Yes	✓
State reimburses center based child care at/above 75th percentile of market rates†	No	✗
State includes "at-risk" children as eligible for IDEA Part C services or reports that they serve "at-risk" children†	No	✗

†This indicator is not factored into the GROW tier rankings.

Note: N/A indicates Not Applicable

## All Positive Early Learning Experiences Indicators for Wyoming

● State Indicator

● National Avg

<b>O</b> Parent reads to baby every day	<b>42.5%</b> 37.2%	<b>G</b> Parent sings to baby every day	<b>52.2%</b> 57.4%
<b>W</b> Percentage of income-eligible infants/toddlers with Early Head Start access	<b>17.0%</b> 11.0%	<b>W</b> Cost of care, as % of income married families	<b>10.1%</b> N/A
<b>W</b> Cost of care, as % of income single parents	<b>33.7%</b> N/A	<b>W</b> Low/moderate income infants/toddlers in CCDF funded-care	<b>5.8%</b> 4.2%
<b>G</b> Developmental screening received	<b>24.3%</b> 32.5%	Infants/toddlers with developmental delay†	<b>2.6%</b> 1.1%
<b>W</b> Percentage of infants/toddlers receiving IDEA Part C services	<b>9.9%</b> 6.8%	<b>R</b> Timeliness of Part C services†	<b>98.3%</b> N/A

†This indicator is not factored into the GROW tier rankings.

Note: N/A indicates Not Available.